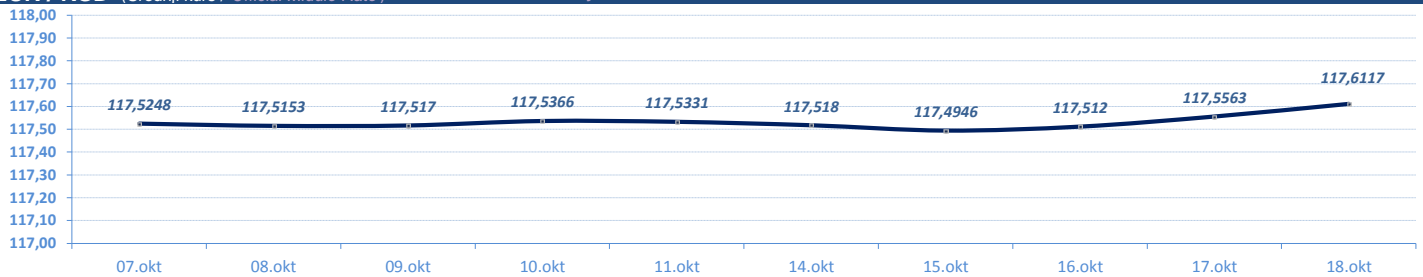


VESTI / NEWS

- ▶ **SREDNJI KURS EUR/RSD**: Dinar oslabio u odnosu na evro za 0,0554 dinara, srednji kurs **117,6117**. Obim međubankarske trgovine evrom na dan 17. oktobar do 12:30h iznosio je 16,3 miliona evra. NBS nije intervenisala na međubankarskom tržištu (od početka godine ukupno prodala 190 miliona evra i kupila 2.535 miliona evra).
- ▶ **BEOGRADSKA BERZA**: Indeksi zabeležili rast vrednosti, BELEX15 viši za 0,35 odsto, BELEXline za 0,07 odsto. Promet **manji** u odnosu na prethodni dan, na regulisanom tržištu najviše trgovano Komercijalne banke, NIS-a, Aerodroma Nikola Tesla, Energoprojekt holdinga i Philip Morris Operations-a.

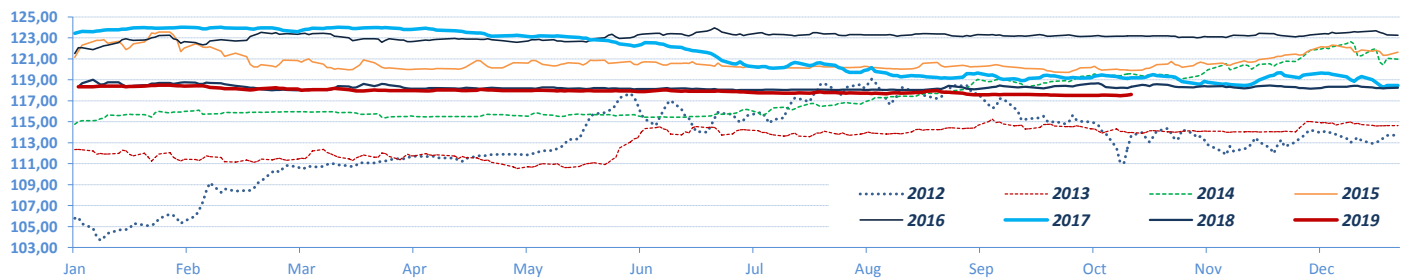
DEVIZNO TRŽIŠTE / FX MARKET

EUR / RSD (Srednji kurs / Official Middle Rate) ▶ 10 dana / 10 days

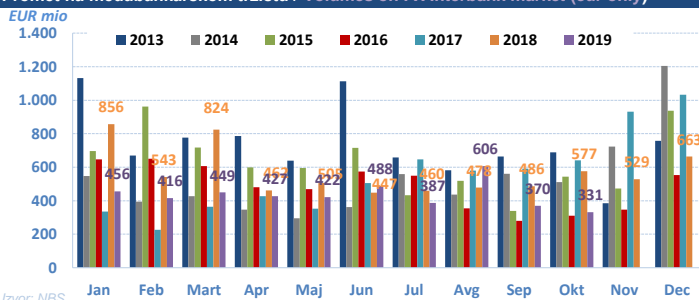


Izvor/Source: NBS

EUR / RSD (Srednji kurs / Official middle rate) ▶ Jan -

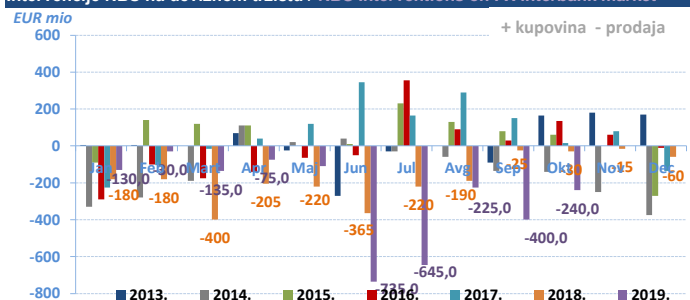


Promet na međubankarskom tržištu / Volumes on FX Interbank market (eur only)

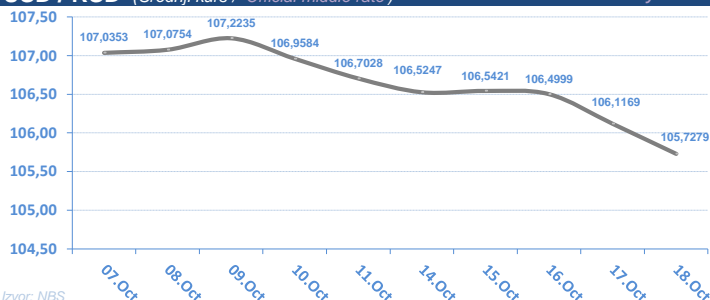


Izvor: NBS

Intervencije NBS na deviznom tržištu / NBS Interventions on FX interbank market

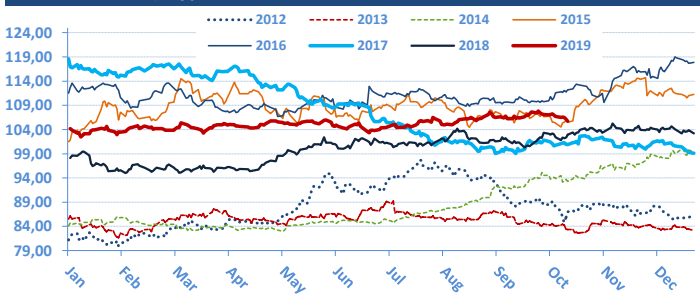


USD / RSD (Srednji kurs / Official middle rate) ▶ 10 dana / 10 days



Izvor: NBS

USD / RSD (Srednji kurs / Official middle rate) ▶ Jan -

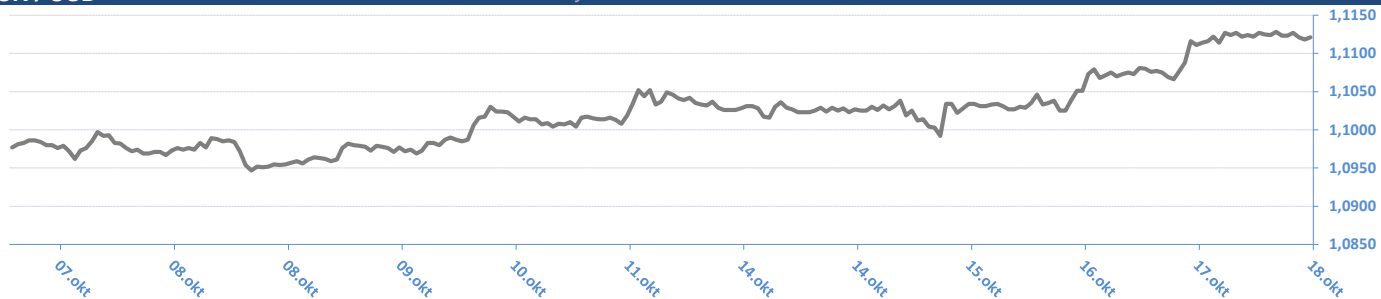


Monthly change	EUR/RSD	%	USD/RSD	%
01.10.19	117,5135	-0,17%	107,8600	0,70%
02.09.19	117,7193	-0,02%	107,1149	0,55%
01.08.19	117,7449	-0,12%	106,5275	2,44%
01.07.19	117,8875	-0,04%	103,9939	-1,42%
03.06.19	117,9288	-0,03%	105,4914	-0,08%
03.05.19	117,9626	-0,01%	105,5783	0,57%
01.04.19	117,9759	-0,13%	104,9794	1,06%
01.03.19	118,1291	-0,25%	103,8772	0,32%
01.02.19	118,4266	0,07%	103,5469	-0,61%
03.01.19	118,3439	0,10%	104,1851	0,14%
03.12.18	118,2313	-0,06%	104,0402	-0,27%
01.11.18	118,2984	-0,07%	104,3196	2,19%
01.10.18	118,3868		102,0840	

Yearly change	EUR/RSD	%	USD/RSD	%
18.10.19	117,6117	-0,62%	105,7279	7,74%
03.01.19	118,3439	0,00%	104,1851	6,16%
03.01.18	118,3431	-4,14%	98,1367	-17,25%
04.01.17	123,4512	1,59%	118,6004	6,34%
04.01.16	121,5145	0,30%	111,5324	9,90%
05.01.15	121,1543	5,58%	101,4863	20,72%
03.01.14	114,7559	2,14%	84,0641	-1,67%
03.01.13	112,3495	6,20%	85,4889	5,32%
04.01.12	105,7880	-0,21%	81,1693	2,16%
04.01.11	106,0156	10,47%	79,4541	18,48%
04.01.10	95,9679	7,17%	67,0635	4,25%
05.01.09	89,5436	12,27%	64,3273	18,68%
03.01.08	79,7577		54,2016	

EUR / USD

► 10 dana / 10 days

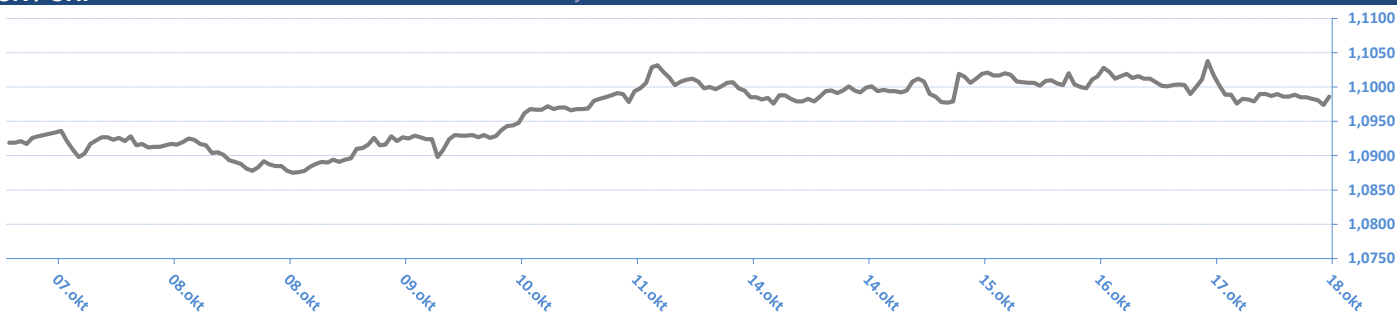


EUR / USD



EUR / CHF

► 10 dana / 10 days



EUR / CHF



Izvor / Source: Reuters

18.10.2019 08:35:35

EUR / XX

Valutni par / CCY pair	Kupovni/BID	Prodajni/ASK
EUR/USD	1,1119	1,1123
EUR/JPY	120,7400	120,7800
EUR/GBP	0,8642	0,8643
EUR/CHF	1,0988	1,0989
EUR/DKK	7,4703	7,4713
EUR/NOK	10,2112	10,2162
EUR/SEK	10,7833	10,7888
EUR/CAD	1,4608	1,4614
EUR/AUD	1,6274	1,6275
EUR/HUF	331,0000	331,2100
EUR/CZK	25,7110	25,7180
EUR/PLN	4,2799	4,2824
EUR/HRK	7,4395	7,4445
EUR/RUB	71,1229	71,2064
EUR/NZD	1,7460	1,7463

USD / XX

Valutni par / CCY pair	Kupovni/BID	Prodajni/ASK
USD/EUR	0,8991	0,8991
USD/JPY	108,5600	108,5900
USD/GBP	0,7770	0,7772
USD/CHF	0,9878	0,9884
USD/DKK	6,7171	6,7181
USD/NOK	9,1821	9,1842
USD/SEK	9,6971	9,6989
USD/CAD	1,3133	1,3137
USD/AUD	1,4631	1,4635
USD/HUF	297,4300	297,8300
USD/CZK	23,1130	23,1270
USD/SKK	21,5460	21,6000
USD/PLN	3,8490	3,8495
USD/HRK	6,6814	6,6864
USD/RUB	63,9855	63,9945
USD/NZD	1,5694	1,5706

EURIBOR

SW	-0,499
1M	-0,448
3M	-0,410
6M	-0,349
1Y	-0,294

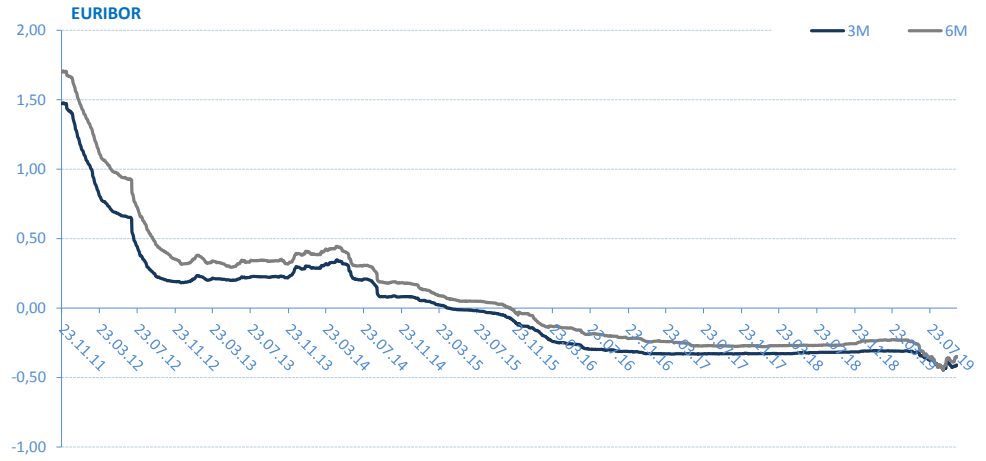
* Izvor: Reuters; Objavljeno prethodnog radnog dana

Kamatne stope Centralnih Banaka

Interest rates of Central banks

CB	Kamatna stopa / Interest rate
USD	2,00
EUR	0,00
GBP	0,75
CAD	1,75
AUD	0,75
JPY	0,10

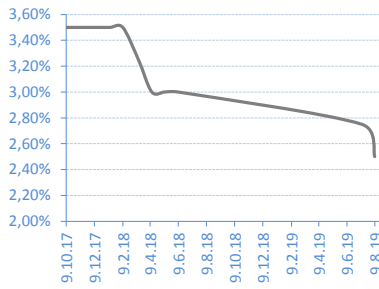
* Izvor: Reuters; Objavljeno prethodnog radnog dana



REFERENTNA KAMATNA STOPA NBS / NBS Key Policy Rates

Date	Rate	Change (%)
08.08.19	2,50%	-9,09%
11.07.19	2,75%	-8,33%
08.06.18	3,00%	0,00%
10.05.18	3,00%	0,00%
12.04.18	3,00%	-7,69%
14.03.18	3,25%	-7,14%
08.02.18	3,50%	0,00%
11.01.18	3,50%	0,00%
07.12.17	3,50%	0,00%
09.11.17	3,50%	

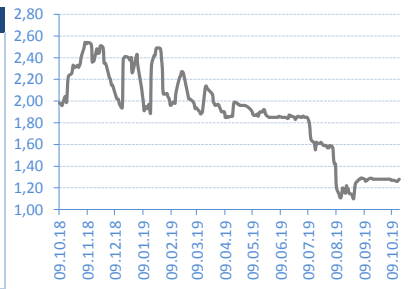
* Izvor/Source : NBS



BEONIA

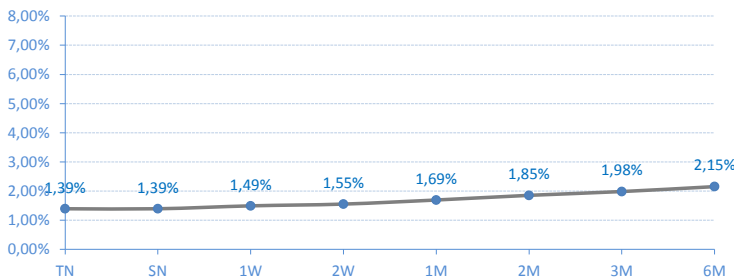
Date	Rate	Change (%)
17.10.19	1,28%	1,59%
15.10.19	1,26%	0,00%
14.10.19	1,26%	-0,79%
11.10.19	1,27%	0,00%
10.10.19	1,27%	0,00%
09.10.19	1,27%	0,00%
08.10.19	1,27%	-0,78%
07.10.19	1,28%	0,00%
04.10.19	1,28%	0,00%
03.10.19	1,28%	

* Izvor/Source : Reuters; Objavljeno prethodnog radnog dana / Published on previous working day



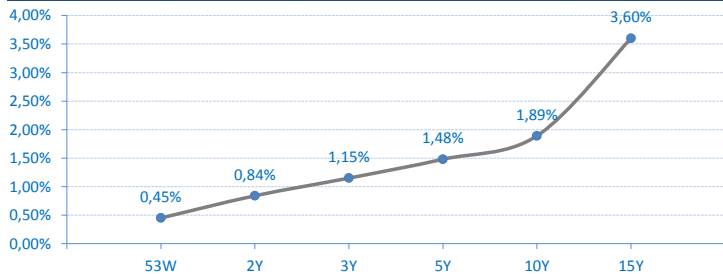
Kamatne stope/Prinos na tržištu / Market Interest Rates

Belibor



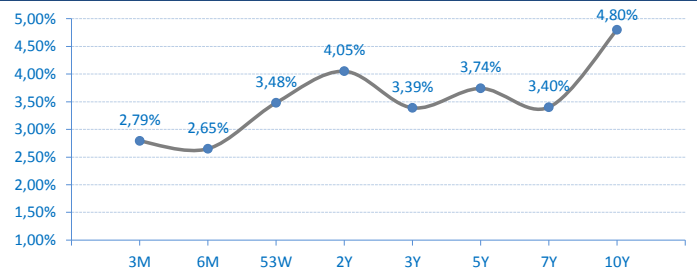
Državne HOV Republike Srbije u Euvrima - prinosi sa poslednje aukcije

Government bonds (EUR) of Republic of Serbia - yield on last primary auction



Državne HOV Republike Srbije u Dinarima - prinosi sa poslednje aukcije

Government bonds (RSD) of Republic of Serbia - yield on last primary auction



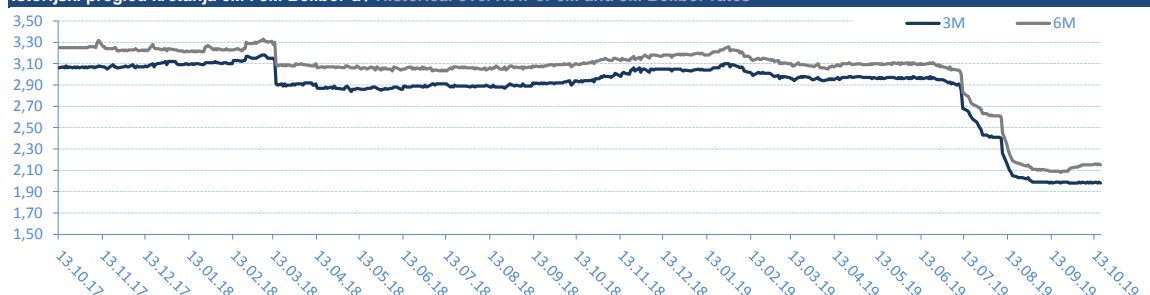
BELIBOR

Trenutne stope / Current rates

TN	1,39%
SN	1,39%
1W	1,49%
2W	1,55%
1M	1,69%
2M	1,85%
3M	1,98%
6M	2,15%

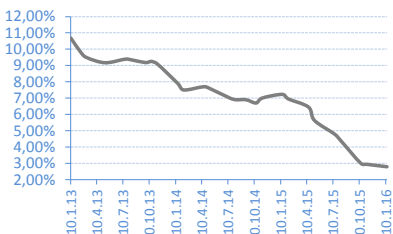
* Izvor/Source : Reuters; Objavljeno prethodnog radnog dana / Published on previous working day

Istorijski pregled kretanja 6M i 3M Belibor-a / Historical overview of 6M and 3M Belibor rates



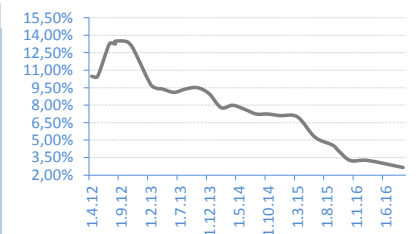
T-BILLS 3M - RSD

Date	Rate	Realisation
14.01.16	2,79%	100,00%
05.11.15	2,94%	100,00%
15.10.15	3,00%	92,18%
06.08.15	4,40%	96,26%
16.07.15	4,79%	98,47%
07.05.15	5,63%	92,92%
16.04.15	6,45%	100,00%
05.02.15	6,95%	45,05%



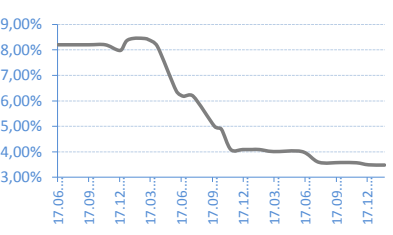
T-BILLS 6M - RSD

Date	Rate	Realisation
01.09.16	2,65%	23,03%
03.03.16	3,25%	96,46%
03.12.15	3,25%	97,22%
08.10.15	4,09%	100,00%
03.09.15	4,57%	87,90%
04.06.15	5,25%	93,30%
05.03.15	7,00%	21,33%
04.12.14	7,10%	100,00%



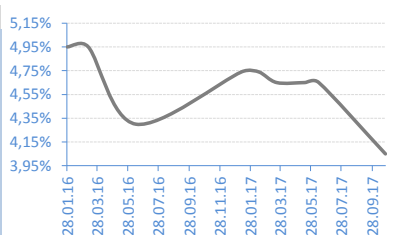
T-BILLS 53W - RSD

Date	Rate	Realisation
06.02.17	3,48%	17,91%
21.12.16	3,49%	32,22%
15.11.16	3,57%	45,64%
28.09.16	3,58%	52,92%
27.07.16	3,59%	49,07%
07.06.16	4,01%	78,06%
15.03.16	4,01%	16,73%
02.02.16	4,09%	63,42%



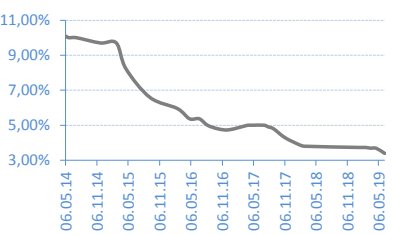
G-BONDS 2Y - RSD

Date	Rate	Realisation
24.10.17	4,05%	116,30%
13.06.17	4,65%	51,56%
16.05.17	4,65%	43,95%
21.03.17	4,65%	100,00%
13.02.17	4,74%	78,80%
10.01.17	4,74%	23,25%
13.06.16	4,30%	95,67%
10.03.16	4,95%	56,41%



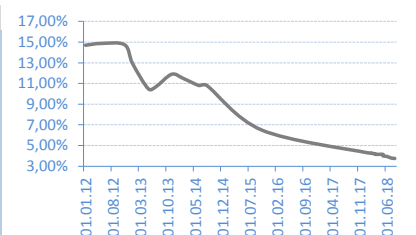
G-BONDS 3Y - RSD

Date	Rate	Realisation
11.06.19	3,39%	62,60%
23.04.19	3,68%	88,70%
19.03.19	3,69%	112,71%
20.02.19	3,73%	120,53%
15.01.19	3,73%	60,94%
28.02.18	3,80%	100,00%
30.01.18	3,88%	34,77%
06.11.17	4,29%	97,97%



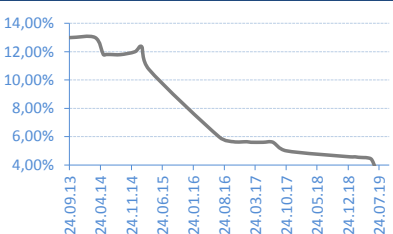
G-BONDS 5Y - RSD

Date	Rate	Realisation
11.09.18	3,74%	98,60%
14.08.18	3,75%	65,62%
17.07.18	3,80%	40,58%
05.06.18	3,95%	35,67%
22.05.18	3,99%	26,18%
08.05.18	4,15%	97,00%
24.04.18	4,15%	52,31%
10.04.18	4,15%	32,63%



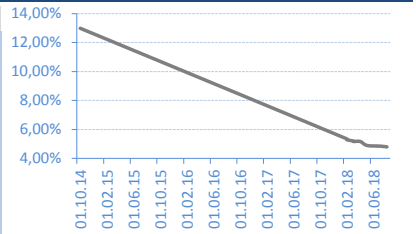
G-BONDS 7Y - RSD

Date	Rate	Realisation
01.10.19	3,40%	247,35%
03.09.19	3,40%	51,86%
06.08.19	3,50%	47,86%
09.07.19	3,59%	153,64%
04.06.19	4,37%	267,04%
07.05.19	4,50%	134,27%
10.04.19	4,52%	75,42%
05.03.19	4,54%	58,46%



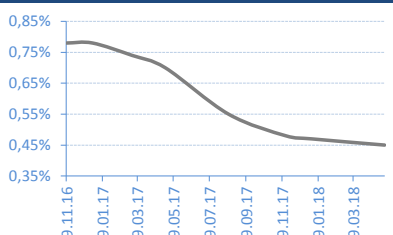
G-BONDS 10Y - RSD

Date	Rate	Realisation
07.08.18	4,80%	26,87%
10.07.18	4,85%	36,97%
15.05.18	4,90%	96,72%
03.04.18	5,17%	26,55%
20.03.18	5,17%	83,61%
06.03.18	5,20%	203,57%



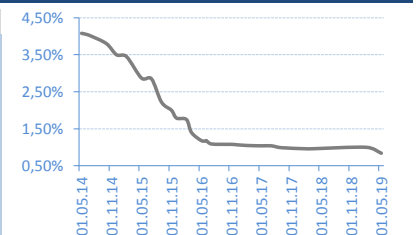
T-BILLS 53W - EUR

Date	Rate	Realisation
21.05.18	0,45%	100,00%
18.01.18	0,47%	98,00%
05.12.17	0,48%	100,00%
30.08.17	0,55%	50,00%
15.05.17	0,70%	91,30%
20.03.17	0,74%	60,00%
12.01.17	0,78%	46,20%
29.11.16	0,78%	100,00%



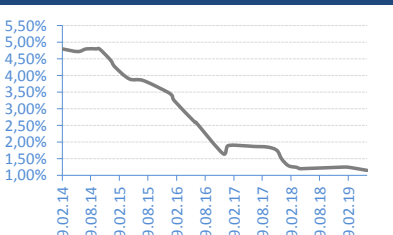
G-BONDS 2Y - EUR

Date	Rate	Realisation
27.05.19	0,84%	148,40%
19.02.19	1,00%	142,00%
22.03.18	0,96%	25,62%
01.02.18	0,96%	52,00%
14.09.17	0,99%	53,60%
12.07.17	1,04%	16,80%
23.05.17	1,04%	99,00%
14.02.17	1,05%	95,35%



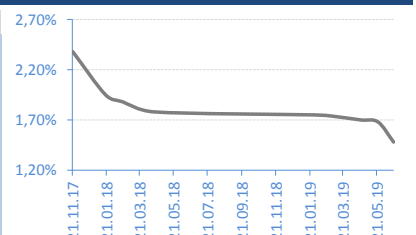
G-BONDS 3Y - EUR

Date	Rate	Realisation
18.06.19	1,15%	59,14%
12.03.19	1,23%	50,04%
23.01.19	1,25%	32,10%
20.04.18	1,20%	35,96%
28.03.18	1,24%	99,29%
02.02.18	1,29%	100,00%
21.12.17	1,49%	100,00%
20.11.17	1,75%	49,70%



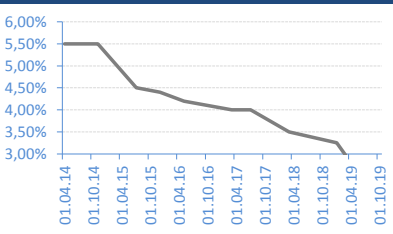
G-BONDS 5Y - EUR

Date	Rate	Realisation
20.06.19	1,48%	47,86%
23.05.19	1,68%	77,32%
22.04.19	1,70%	19,90%
27.02.19	1,74%	37,84%
29.01.19	1,75%	41,25%
16.04.18	1,78%	52,41%
19.02.18	1,88%	79,99%
19.01.18	1,95%	80,28%



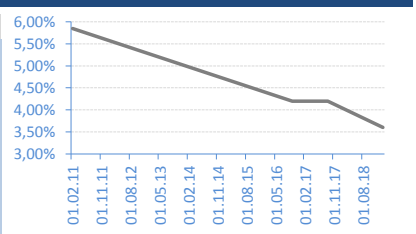
G-BONDS 10Y - EUR

Date	Rate	Realisation
09.10.19	1,89%	100,00%
16.01.19	3,25%	139,40%
26.03.18	3,50%	86,85%
13.07.17	4,00%	42,95%
15.03.17	4,00%	65,60%
25.05.16	4,20%	96,00%
04.12.15	4,40%	100,00%
28.07.15	4,50%	76,77%



G-BONDS 15Y - EUR

Date	Rate	Realisation
06.02.19	3,60%	100,00%
06.09.17	4,20%	70,13%
19.10.16	4,20%	100,00%



AKCIJE / Shares - REGULISANO TRŽIŠTE / REGULATED MARKET

Najtrgovanije HOV / Most Active

	Symbol	Closing price	% Change	Open	Max	Min	No of Trades	Volume	Volume RSD
Komercijalna banka a.d. Beograd	KMBN	3.280	0,00%	3.280	3.280	3.280	4	8.687	28.493.360
NIS a.d. Novi Sad	NIIS	680	0,74%	675	684	675	97	1.498	1.017.950
Aerodrom Nikola Tesla a.d. Beograd	AERO	810	0,87%	790	810	790	38	1.041	842.903
Energoprojekt holding a.d. Beograd	ENHL	651	-0,46%	653	653	650	5	1.172	762.690
Philip Morris Operations a.d. Nis	DINNPB	4.512	1,39%	4.500	4.550	4.500	2	130	586.500

Dobitnici / Gainers

	Symbol	Closing price	% Change	Open	Max	Min	No of Trades	Volume	Volume RSD
Globos osiguranje a.d. Beograd	GLOS	410	17,14%	410	410	410	1	47	19.270
Philip Morris Operations a.d. Nis	DINNPB	4.512	1,39%	4.500	4.550	4.500	2	130	586.500
Aerodrom Nikola Tesla a.d. Beograd	AERO	810	0,87%	790	810	790	38	1.041	842.903
NIS a.d. Novi Sad	NIIS	680	0,74%	675	684	675	97	1.498	1.017.950
Galenika Fitofarmacija a.d. Zemun	FITO	2.920	0,65%	2.921	2.921	2.920	2	20	58.405

Gubitnici / Decliners

	Symbol	Closing price	% Change	Open	Max	Min	No of Trades	Volume	Volume RSD
Energoprojekt holding a.d. Beograd	ENHL	651	-0,46%	653	653	650	5	1.172	762.690

AKCIJE / SHARES - MTP

Najtrgovanije HOV / Most Active

	Symbol	Closing price	% Change	Bid (Volume)	Ask (Volume)	No of Trades	Volume	Volume RSD
Gosa montaza a.d. Velika Plana	GMON	2.003	-6,84%	2030	1999	2003	131	7.463
Autoventil a.d. Uzice	AVEN	1.200	0,00%	1200	1200	1200	1	70
Termika a.d. Beograd	TRBG	4.001	-11,09%	4003	4000	4001	5	50
STUP Vrsac a.d. Vrsac	STUP	6.104	2,80%	6155	6001	6104	2	9

Dobitnici / Gainers

	Symbol	Closing price	% Change	Bid (Volume)	Ask (Volume)	No of Trades	Volume	Volume RSD
STUP Vrsac a.d. Vrsac	STUP	6.104	2,80%	6155	6001	6104	2	9

Gubitnici / Decliners

	Symbol	Closing price	% Change	Bid (Volume)	Ask (Volume)	No of Trades	Volume	Volume RSD
Termika a.d. Beograd	TRBG	4001	-11,09%	4003	4000	4001	5	50
Gosa montaza a.d. Velika Plana	GMON	2003	-6,84%	2030	1999	2003	131	7.463

Kontakt / Contacts:

Srdan Tomašević

srdjan.tomasevic@erstebank.rs

Trgovanje / Trading

011/220 9116

Aleksandar Zarić

aleksandar.zaric@erstebank.rs

Prodaja / Sales

011/220 9198

Aleksandra Parčetić

aleksandra.parcetic@erstebank.rs

Brokersko poslovanje / Brokerage

011/220 9159

Vladimir Vulević

vladimir.vulevic@erstebank.rs

Podrška i Razvoj / Support and Development

011 / 201 50 50

Nenad Đurović

nenad.djurovic@erstebank.rs

Trgovanje / Trading

011/ 220 9115

Dušan Stević

dusan.stevic@erstebank.rs

Prodaja / Sales

011/220 9118

Goran Sladoje

goran.sladoje@erstebank.rs

Prodaja / Sales

011/ 220 9132

Marija Đorđević

marija.djordjevic@erstebank.rs

Brokersko poslovanje /

Brokerage

011/220 9110

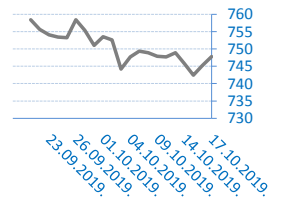
Izveštaj sačinio / Prepared by: Sektor sredstava / Treasury division

Informacije i cene iz ovog pregleda dobijene su iz izvora za koje verujemo da su pouzdani ali ne garantujemo njihovu tačnost i potpunost. Navedene informacije su važeće samo u trenutku njihovog sastavljanja a objavljuju se u ciju opšteg informisanja, pri čemu ne predstavljaju bilo kakav oblik investicionog saveta niti preporuke za investiranje niti na bilo koji način obavezuju Erste Bank ad Novi Sad u pogledu odgovornosti za štetu nastalu upotrebom informacija iz ovog pregleda.

The information and prices in this review are obtained from sources that we believe are reliable, but we do not guarantee their accuracy and completeness. The mentioned information is valid only at the time of their compilation and are published in the general information, whereby they do not represent any form of investment advice or recommendations for investing or in any way obligate Erste Bank ad Novi Sad in respect of liability for damages arising from the use of information referred to in of this review.

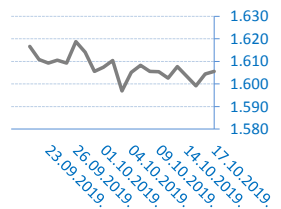
BELEX15

Vrednost / Value	747,83
Promena / Change	2,61
%	0,35%



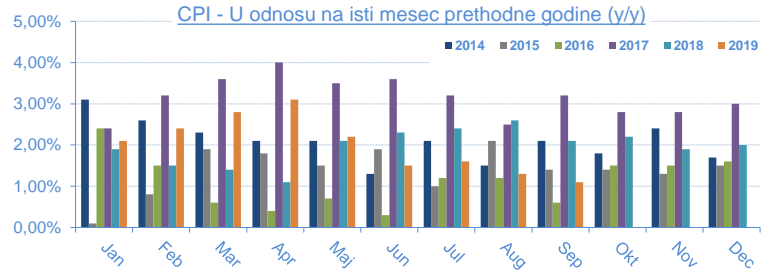
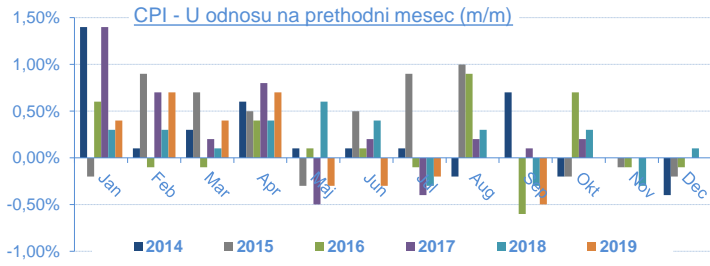
BELEXline

Vrednost / Value	1.605,60
Promena / Change	1,16
%	0,07%



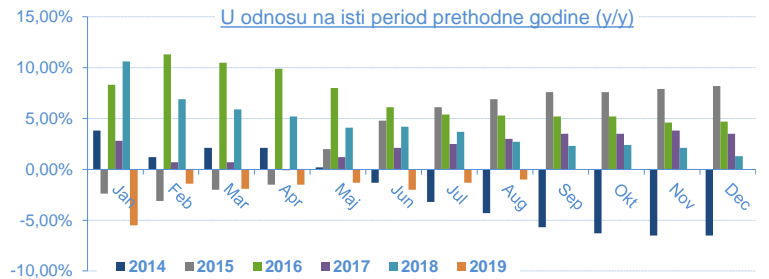
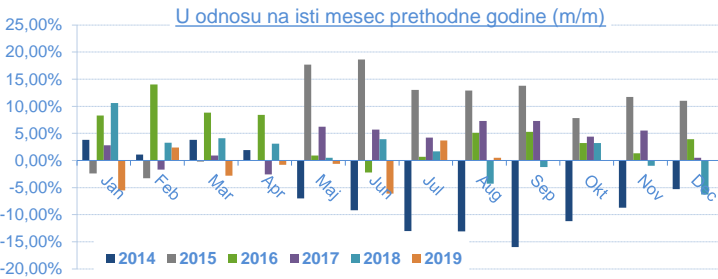
Indeks potrošačkih cena (Consumer Price Index - CPI) / 2018

	Jan	Feb	Mar	Apr	Maj	Jun	Jul	Aug	Sep	Okt	Nov	Dec
U odnosu na prethodni mesec (m/m)	0,40%	0,70%	0,40%	0,70%	-0,30%	-0,30%	-0,20%	0,00%	-0,50%			
U odnosu na isti mesec 2018. (y/y)	2,10%	2,40%	2,80%	3,10%	2,20%	1,50%	1,60%	1,30%	1,10%			
U odnosu na decembar 2018.		1,10%	1,50%	2,30%	2,00%	1,70%	1,50%	1,50%	1,00%			
Datum objavljivanja / Published date	22.02.19	12.03.19	12.04.19	13.05.19	12.06.19	12.07.19	12.08.19	12.09.19	11.10.19			



INDUSTRIJSKA PROIZVODNJA / Industrial production / 2019

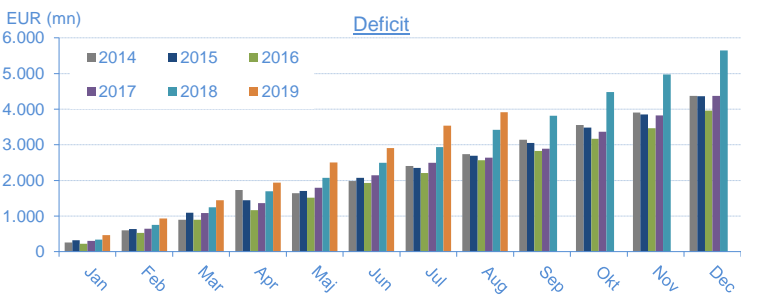
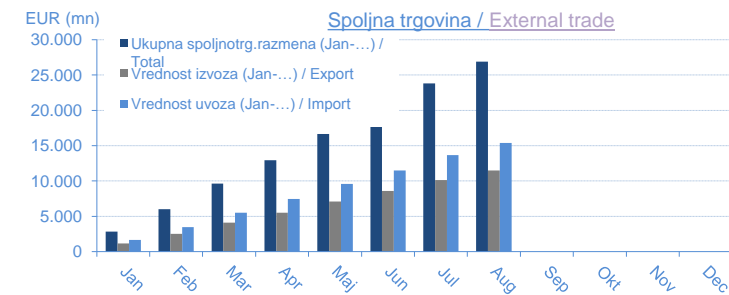
	Jan	Feb	Mar	Apr	Maj	Jun	Jul	Aug	Sep	Okt	Nov	Dec
U odnosu na isti mesec 2018 (m/m)	-5,50%	2,40%	-2,80%	-0,80%	-0,60%	-6,10%	3,70%	0,50%				
U odnosu na isti period 2018 (jan-...) (y/y)	-5,50%	-1,40%	-1,90%	-1,90%	-1,30%	-2,00%						
U odnosu na prosek 2018	-12,20%	-7,40%	2,30%	-4,40%	1,10%	-2,50%	1,70%					
Datum objavljivanja / Published date	28.02.19	29.03.19	30.04.19	31.05.19	28.06.19	31.07.19	30.08.19	30.09.19				



SPOLJNOTRGOVINSKA ROBNA RAZMENA / External Trade / 2019

* u eur mln

Mesec/Month	Jan	Feb	Mar	Apr	Maj	Jun	Jul	Aug	Sep	Okt	Nov	Dec
Ukupna spoljnotrg.razmena (Jan-...) / Total	2.840,40	6.015,80	9.626,40	12.958,60	16.675,50	20.077,90	23.801,00	26.891,80				
Promena / Yearly change	7,80%	9,80%	8,10%	8,30%	9,70%	8,00%	9,00%	7,90%				
Vrednost izvoza (Jan-...) / Export	1.186,90	2.539,90	4.092,80	5.510,50	7.087,40	8.584,20	10.131,20	11.488,50				
Promena / Yearly change	3,00%	7,10%	6,90%	7,30%	8,30%	6,70%	7,20%	6,90%				
Vrednost uvoza (Jan-...) / Import	1.653,50	3.475,90	5.533,60	7.448,10	9.588,10	11.493,70	13.669,80	15.403,30				
Promena / Yearly change	11,50%	11,70%	9,00%	9,00%	10,80%	9,10%	10,40%	8,70%				
Deficit (jan-...)	466,70	936,00	1.440,80	1.937,70	2.500,70	2.909,50	3.538,60	3.914,80				
Promena / Yearly change	40,90%	26,50%	15,60%	14,20%	18,80%	17,00%	20,60%	14,50%				
Pokrivenost uvoza izvozom (Export/Import ratio)	71,80%	73,10%	74,00%	74,00%	73,90%	74,70%	74,10%	74,60%				
Datum objavljivanja / Published date	12.03.19	29.03.19	30.04.19	31.05.19	28.06.19	31.07.19	30.08.19	30.09.19				



BUDŽETSKI BALANS / Budget balance

* u rsd mln

Budžetski balans u 2018.	32.183,97
January 2019	23.620,61
February 2019	-1.429,81
March 2019	-6.363,12
April 2019	-10.322,94
May 2019	2.776,26
June 2019	13.189,82
July 2019	27.059,77
August 2019	-1.883,59
September 2019	
October 2019	
November 2019	
December 2019	
Budžetski balans u 2019. / Total 2019	46.647,01
Planirani deficit u 2019. / Planned	-3.344,12
Ostvarenje plana / Realisation	
Datum ažuriranja / Published date	07.10.19

